

# BOOTPRO CLEANER MAINTENANCE PROCEDURE



To keep your BootPro working efficiently we recommend that you inspect & conduct the below maintenance monthly.


## PULLEY TENSION



Loosen the 4 motor mounting base bolts for adjustments .


Shift the motor base forward for desired tension by sliding the motor until the belt is at desired tension. Make sure pulleys are aligned.

## GREASE BEARINGS




Each bearing house has a nipple for grease to be injected using a grease gun.

## ELECTRICAL BOXES



Inspect electrical terminal boxes for ingress & connections are secure (LCS, isolator & motor terminal box).

## BRUSHES & BOLTS



Inspect brushes for wear & ensure all bolts are secure.

Check all bolts on machine are tight & secure. Ensure all bolts are tight on cover